


SPRING BREEZES

BLOCK PARTY . DUE APRIL 12, 2004



FABRIC . 100% cotton, pre-washed fabrics
6½" x 10½" pastel small floral calicos
6½" x 6½" white on white background

CUTTING . (to make 2 identical units that will measure 6" X 6" each)
From pastel floral calico, cut 1 square 6½" x 6½" and 2 strips
2" x 6"
From background fabric, cut 1 square 6½" x 6½"

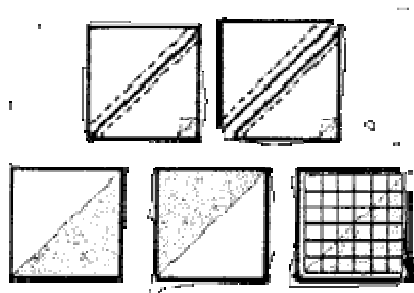
PIECING: Place the 2 .6½" squares right
sides together.

Mark a diagonal on one side

Sew a ¼" seam on each side of the
marked line.

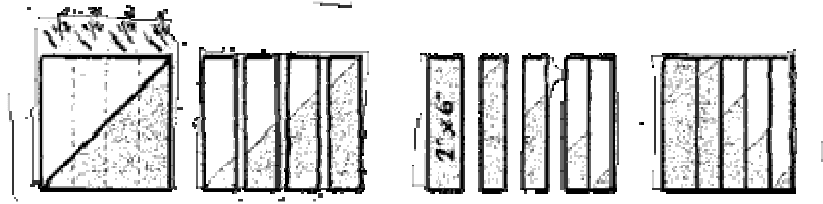
Press. Cut apart on the marked line.
Press open to make 2 pieced squares,
(½ square triangles) Press seams
to the floral fabric.

TRIM the two pieced squares to 6" x 6"



Cut each pieced square into four 1½" segments, as shown.
Be sure to always have the background fabric portion of the
pieced square in the upper left corner and the floral print
in the lower right.

Switch the positions of the strips as shown and sew them
together with the matching 2" x 6" strips. You will now have 2
identical 6" x 6" pieced squares.



You will receive ONE TICKET IN THE DRAWING FOR EACH SET of two blocks turned in.

The DISPLAY BOARD showing construction of this block will be at the Assoc. meeting. Have Fun!
Pat Rosemary and Rosalie Glickman