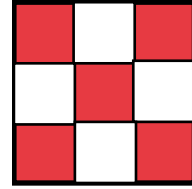


## BLOCK PARTY – BRIGHTLY CHERRY – DUE FEBRUARY 13, 2005

### Fabric Needed:

Fabric will be supplied by block party for this block.  
You will also need red embroidery floss for this project.

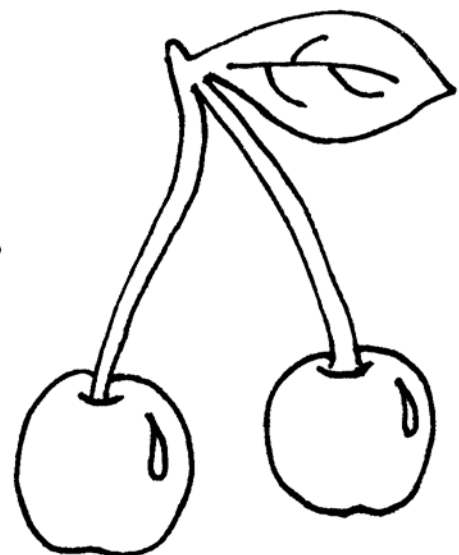

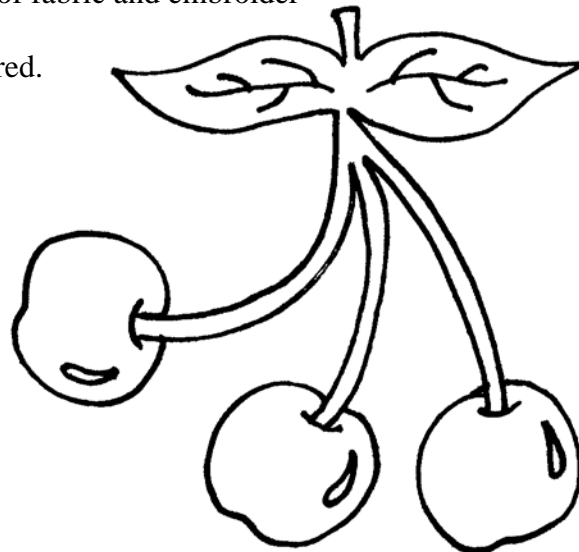



Redwork: (1) 9" or larger square of White Red Floss

Nine-Patch: (5) 2 1/2" Red Squares  
(4) 2 1/2" White Squares

### Construction:

- 1) Assemble Nine-Patch per diagram. Press seams towards dark fabric. Finished size is 6 1/2" x 6 1/2"
- 2) Fold 9" White Square in half, and then half again and finger press to mark center of the fabric.
- 3) Trace desired Cherry pattern onto center of fabric and embroider with red floss.
- 4) Trim block to 6 1/2" with redwork centered.



### Drawing:

You will receive one ticket for each set of blocks that you turn in. You will need to complete:

- (1) Nine- Patch block
- and
- (1) Redwork block.