


## Block of the Month - February - 6" Block

### Heart



### Fabric

The Heart Block uses two different fabrics.

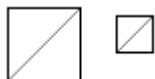
One focus fabric Reds, Pinks, Valentines, - Have Fun!

One background fabric - Off White

### Cutting the fabric

This Block requires:

- ☆ one 6-1/2" x 3-1/2" of focus fabric
- ☆ two 3-1/2" squares of focus fabric
- ☆ two 3 1/2" squares of the background fabric
- ☆ four 2" squares of background fabric



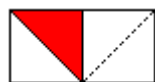
1) Lightly mark a diagonal line on the wrong side of the two 3-1/2" background fabric squares and the four 2" background fabric squares as shown.



2) Take the 6-1/2" x 3-1/2" rectangle of focus fabric and place one of the 3 1/2" squares of background fabric on the rectangle as shown, right sides together. Sew on the diagonal line marked on the 3-1/2"



3) Trim fabric 1/4" from the sewn diagonal line as shown. Press seam toward the background fabric.



4) Take the remaining 3-1/2" square of background fabric and place on top of the unit completed in Step 2



5) Trim fabric 1/4" from the sewn diagonal line as shown. Press seam toward the background fabric. The completed units should measure 6-1/2" x 3-1/2".



6) Take one of the 2" squares of background fabric and place on top of one of the 3-1/2" squares of focus



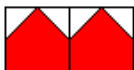
7) Trim fabric 1/4" from the sewn diagonal line as shown. Press seam toward the background fabric.



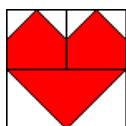
8) Take one of the 2" squares of background fabric and place on top of one of the units completed in Step 7 as shown with right sides together. Sew on the diagonal line marked on the 2" background fabric square.



9) Trim fabric 1/4" from the sewn diagonal line as shown. Press seam toward the background fabric. This



10) Piece together the two units created in Step 9 as shown. Press the seam allowance to either side. This finished unit should measure 6-1/2" x 3-1/2".



11) Piece together the unit created in Step 5 with the unit created in Step 10 to complete the heart Block. The finished Block should measure 6-1/2" x 6-1/2" which includes a 1/4" seam allowance on all sides.